

TRAVERSE

FLOORING SPECS

| Features | Benefits |
|-----------------------------------------------|-------------------------------|
| High Density Fiberboard Core | Minimizes Indentation |
| 2mm Pad Attached | Luxury Comfort Underfoot |
| Radiant Heat Approved * Water Systems only | Added option of floor warming |


Specifications

| | |
|---------------------------|------------------------------------------------------------------|
| Dimensions: | 8mm thick x 7.75" wide x 48" length |
| Wear Layer: | AC3 |
| Profile: | Micro-bevel with waxed edges |
| Warranty: | 25-yr Residential, 5-yr Light Commercial |
| Installation: | Angle/Tap, Tapping Block Required |
| Coordinating Trim: | End cap, Quarter Round, Reducer, Stair Nose and T-mold Available |
| Room Size: | 40' x 40' Max Room Size Without Transitions |
| Pattern Repeat: | 6 Unique Visuals/12 Reverse Mirror |



* Up to
40' x 40'

* Hydronic
Systems



TRAVERSE

TRIMS

TRAVERSE

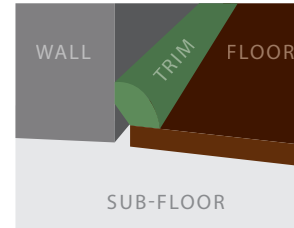
TRIM PROFILES & MEASUREMENTS

TRIM DESCRIPTION

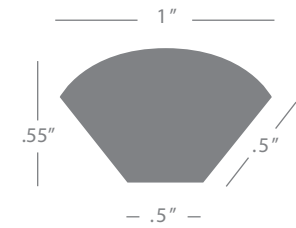
QUARTER ROUND

Applied to cover the expansion gap between the flooring and the wall.

TRIM PROFILE

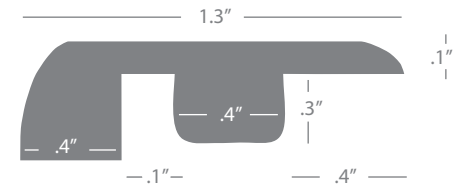


TRIM DIMENSIONS



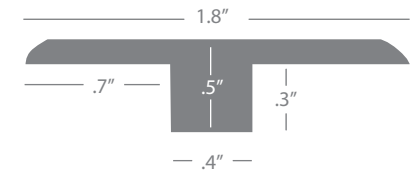
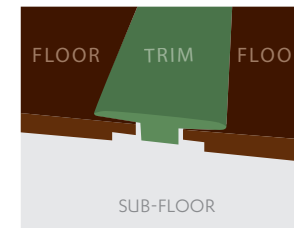
END CAP

Often times called Square Edge or Threshold, used when butting up to carpet or a sliding glass door.



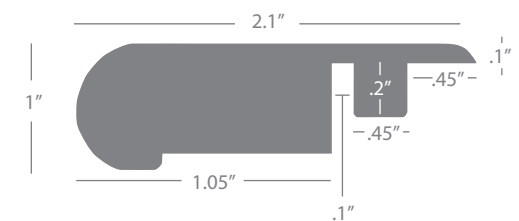
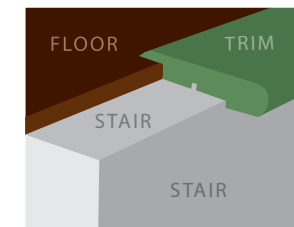
T-MOLD

Joins two floors of equal height, such as in a doorway, between two rooms or in a large area where the maximum length/width is exceeded.



STAIR NOSE

Ends flooring at the top of either a landing or downward staircase.



REDUCER

Ends the flooring onto a surface such as concrete.

